






How to Keep Score – Quick Reference Guide

Make sure that the quizzers at the tables match with the assigned buzzer positions. If not, click on each quizzer menu  to reveal that team's quizzers and select the quizzer to assign to that buzzer.

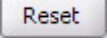
Only on question 1, the red bonus and yellow bonus check boxes are visible to indicate whether or not a team gets their 10 point bonus for being on time.

At the beginning of a question, indicate the question type(s), such as 2-pt CR.


For no response to a question, click the **No Response** button . The No Response button can also be used for no response on re-reads.

When a quizzer buzzes in, either click that quizzer's button  or that quizzer's Interruption field . Doing so will automatically start the 30 second timer and will highlight the Correct and Error fields  as a reminder that you are awaiting the ruling. Select C for Correct or E for Error.

For timeouts, the timeout will be indicated on the previous question since the software automatically advanced after the question ruling. For contests, the software now automatically returns to the previous question since the software smartly advanced after a ruling. If the contest is then withdrawn or denied, the software will advance to the next question again. If the contest is granted, it will remain on that question awaiting further action.

There is a **Reset** Button  provided to quickly clear out fields on a reversed ruling. Note that the Reset Button only clears out response fields; fouls, timeouts, and contests are not cleared.

You can quickly jump to a question by clicking on the question line on the scoresheet. To correct mistakes in scorekeeping, just go back to the question and change the responses as needed. You can unclick choices, click correct choices, use the reset button to clear choices, etc. If you do go back and make changes, be sure to click the End Quiz Button again so that your changes are reflected on the scoresheet final summary.

When the quiz is officially closed, you must hit the **End Quiz** button to display high scorers at the bottom of the scoresheet. The End Quiz Button does not appear until the last question of the quiz. The scoresheet can be printed at any time by clicking the Print  button.

Click Exit to return to the tournament matrix.